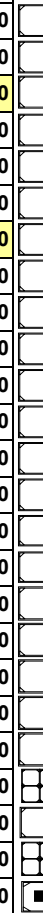
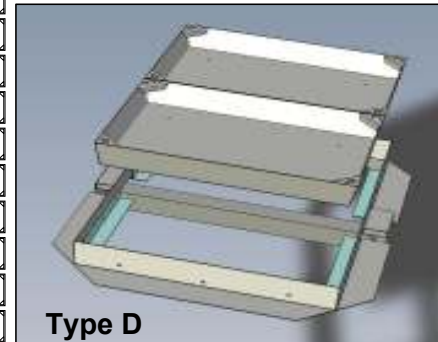
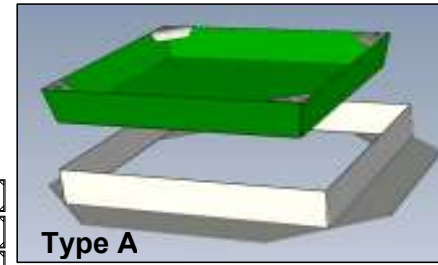




WUNDER-COVERS - PRICES & SPECS - 10TH JULY 2009

Unit Prices for Quantity Breaks
(excluding GST and Freight)

Type	ATS Product Code	Chamber Size Clear Opening (mm)	Visible Frame Size (when installed)(mm)	Overall Frame Size Including flanges (mm)	Number of Lids	Overall Lid Size (mm)	Number of Cross-members	Cross-member Specs	1	5	10	20
A	WC30-30A	300 x 300	300 x 300	500 x 500	1	300 x 300	0	0	360.10	214.50	196.30	187.20
	WC40-40A	400 x 400	400 x 400	600 x 600	1	400 x 400	0	0	400.40	254.80	236.60	227.50
	WC45-45A*	450 x 450	450 x 450	650 x 650	1	450 x 450	0	0	273.00	273.00	254.80	245.70
	WC40-60A	400 x 600	400 x 600	600 x 800	1	400 x 600	0	0	435.50	289.90	271.70	262.60
	WC50-50A	500 x 500	500 x 500	700 x 700	1	500 x 500	0	0	453.70	306.80	288.60	279.50
	WC50-70A	500 x 700	500 x 700	700 x 900	1	500 x 700	0	0	517.40	339.30	317.20	305.50
	WC60-60A*	600 x 600	600 x 600	800 x 800	1	600 x 600	0	0	331.50	331.50	313.30	304.20
	WC60-75A	600 x 750	600 x 750	800 x 950	1	600 x 750	0	0	508.30	362.70	344.50	335.40
B	WC60-60B	600 x 600	600 x 600	700 x 700	1	600 x 600	0	0	535.60	360.10	338.00	326.30
C	WC60-60C	600 x 600	600 x 600	800 x 800	1	600 x 600	0	0	548.60	382.20	361.40	351.00
D	WC40-40D	300 x 300	400 x 400	600 x 600	1	400 x 400	0	0	503.10	338.00	317.20	306.80
	WC55-55D	450 x 450	550 x 550	750 x 750	1	550 x 550	0	0	564.20	399.10	378.30	367.90
	WC50-70D	400 x 600	500 x 700	700 x 900	1	500 x 700	0	0	591.50	426.40	405.60	395.20
	WC70-70D	600 x 600	700 x 700	900 x 900	1	700 x 700	0	0	648.70	483.60	462.80	453.70
	WC70-100D	600 x 900	700 x 1000	900 x 1200	2	500 x 700	1	75 x 75 x 5	1108.90	847.60	815.10	798.20
	WC70-130D	600 x 1200	700 x 1300	900 x 1500	2	650 x 700	1	75 x 75 x 5	1186.90	926.90	893.10	877.50
	WC70-145D	600 x 1350	700 x 1450	900 x 1650	3	482 x 700	2	75 x 75 x 5	1504.10	1244.10	1211.60	1194.70
	WC70-160D	600 x 1500	700 x 1600	900 x 1800	3	532 x 700	2	75 x 75 x 5	1543.10	1283.10	1250.60	1233.70
	WC80-280D	800 x 2800	800 x 2800	1000 x 3000	5	560 x 800	4	75 x 75 x 5	2441.40	2177.50	2145.00	2128.10
	WC85-130D	750 x 1200	850 x 1300	1050 x 1500	3	432 x 850	1	75 x 75 x 5	1566.50	1306.50	1274.00	1257.10
	WC85-145D	750 x 1350	850 x 1450	1050 x 1650	3	482 x 750	2	75 x 75 x 5	1610.70	1349.40	1316.90	1301.30
	WC85-190D	750 x 1800	850 x 1900	1050 x 2150	4	475 x 850	3 (1 long, 2 short)	75 x 125 x 6	2122.90	1860.30	1826.50	1810.90
	WC100-100D	900 x 900	1000 x 1000	1200 x 1200	2	1000 x 500	1	75 x 75 x 5	1368.90	1105.00	1072.50	1055.60
WC130-130D	1200 x 1200	1300 x 1300	1500 x 1500	4	650 x 650	3 (1 long, 2 short)	75 x 125 x 6	2189.20	1874.60	1835.60	1816.10	
Water Meter	WC50-70WM	500 x 700	500 x 700	700 x 900	1 + 1	500 x 700	420 x 250 inspection lid	0	638.30	392.60	362.70	347.10



Accessories

Lifting Keys \$40/pair
Plugs \$1.50 each

* Stock Item Other sizes made to order

Bolt-down & Stainless Steel Wunder-Covers available on request.

All Wunder-Covers are 100mm deep unless ordered otherwise and meet AS3996 Class B loading.

Type	Description
A	Frame and lid with vertical edges
B	Lid has rolled over edge to seal and conceal edge of frame.
C	Same as a Type A with a 50mm deep ring underneath to fit over 560mm round plastic chamber
D	Single and multi-lid units. Frame and lid with vertical edges. Internal supports for lids. Frame 100mm larger than clear opening.

Class B : 80 kN test load

Safe Working Loads:
Footpaths or footways where it is possible for a vehicle to mount the footway, or for light vehicles to use the facility